



Connection Information

Please connect to the wireless network

⇒ [LTP Visitor](#)

If you have any difficulty connecting to the WiFi please contact the LTP Helpdesk on: 023 9249 7610

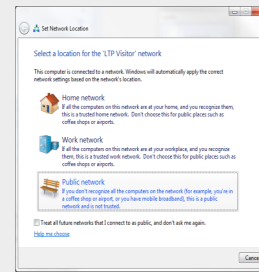
Instructions for use:

Windows 7

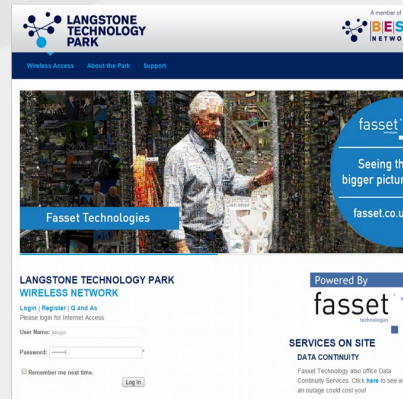




Once connected, attempt to browse to a website. You will be redirected to the 'Wireless Network Authentication' website.



Once on this website, you will need to login with your username and password. If you haven't yet registered your details, select 'Register' and create your account.

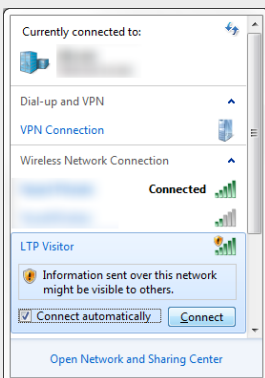


Free WiFi is available in the following areas within LTP:

- ⇒ Auditorium
- ⇒ Meeting rooms
- ⇒ BEST Network room
- ⇒ Reception Building 6000 (main reception)
- ⇒ South Reception.




To connect to the 'LTP Visitor' WiFi, click on the wireless connection icon in your taskbar (next to your clock).



Next select the 'LTP Visitor' network connection and 'Connect'. If prompted, select 'Public' on the network location screen.

Your account will be active immediately.



Once you have successfully logged into the system, you must read and accept the 'Conditions of Usage' before being authenticated.

You now have access to WiFi whilst in the areas of LTP listed.

Please remember your login details for any future visits.

